
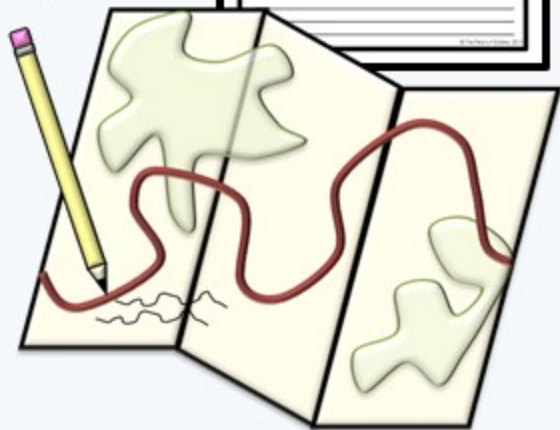




"Less Mess"
EXPLORE THE WORLD:
Research a Country or City




★ Can be used as interactive notebook pages



The
Peanut
Gallery



Exploring the World



This resource is also included in my ["Less Mess" Map Skills and Geography Interactive Notebook Activities](#) and my ["Less Mess" Interactive Notebook Activities World Bundle](#). My "Less Mess" Interactive Notebook Activities allow for two simple steps: cut around the border and glue it in. That's it! However, you can choose to use these pages in a variety of ways. Also, if you are a big fan of the "folds and flaps" that usually come with interactive notebooks, this resource can be a nice supplement to add to what you already have or to use on days when you may have less time. They can be used in spiral notebooks, composition books (photocopied at 85%), or as individual work pages.

Give your students an opportunity to "explore" cities or countries that fascinate them. These activities could be done in two different ways. You could have the students write about the city or country first on the Dream Travel page (to see what they already know) and then do some research to complete the country (or city) page. Two versions of the writing page are included with different line spacing to better meet your students' needs.


Alternately, you could have them do a little research first on the country or city page and then write about their dream travels (incorporating what they learned from their research).

If you'd like them to get creative with their research, have them write fictional narratives (My Trip page) about their travels using details learned in their research.

The research page makes a colorful page to include on a bulletin board display when completed.




DREAM TRAVEL



If you could travel anywhere in the world, where would you go and why?
Write about it here.



DREAM TRAVEL



If you could travel anywhere in the world, where would you go and why?
Write about it here.



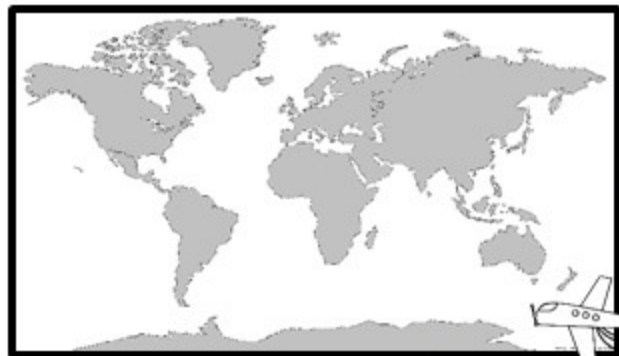
My Trip



Destination: _____

Write a fictional narrative about your trip to your chosen location. Include details learned in your research.

Country:



Location

Continent: _____

Place an X on the map where this country is located.

Details

Capital City: _____

Language(s): _____

Population: _____

Current Leader: _____

Currency: _____

Draw the country's flag in the box below.

Flag



FAMOUS

PEOPLE

FOODS

Landmarks

Country: ENGLAND



Location

Continent: EUROPE

Place an X on the map where this country is located.

Details

Capital City: London

Language(s): Official = English
(also Welsh, Scottish, Irish)

Population: appx. 63.5 million

Current Leader: Prime Minister
David Cameron

Currency: £ pound sterling

Flag

Draw the country's flag in the box below.



FOODS

fish and chips
afternoon tea
Yorkshire pudding
shepherd's pie
clotted cream
steak and kidney pie

PEOPLE

William Shakespeare

Winston Churchill

Princess Diana

John Lennon

Sir Isaac Newton

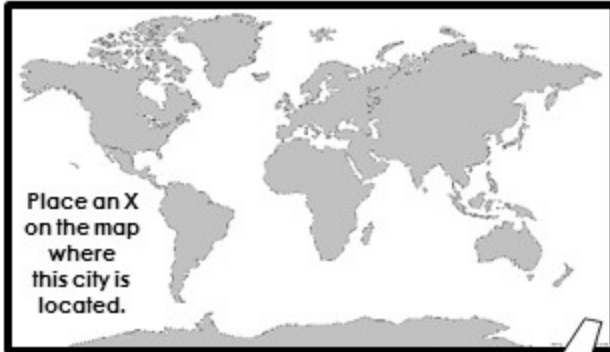
Margaret Thatcher

Paul McCartney

Landmarks

- Big Ben
- Stonehenge
- Buckingham Palace
- Tower of London

City: _____



Place an X on the map where this city is located.

Location

Country: _____

Continent: _____

Absolute Location (Latitude & Longitude):

Draw the country's flag in the box below.

Flag




Details

Language(s): _____

Population: _____

Current Leader of the Country:

Currency: _____



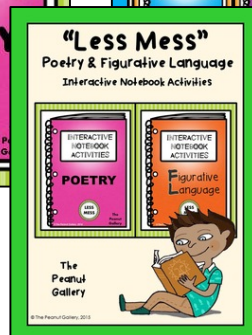



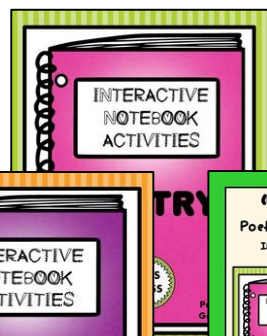


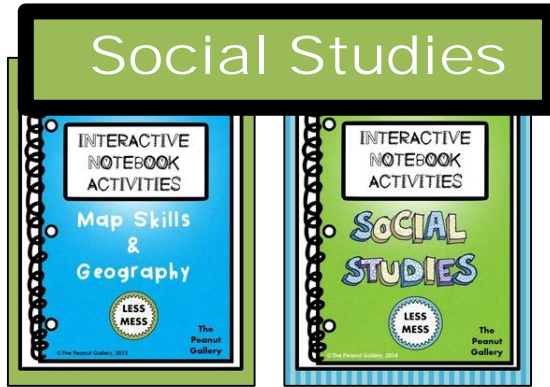

Draw a landmark.

FAMOUS

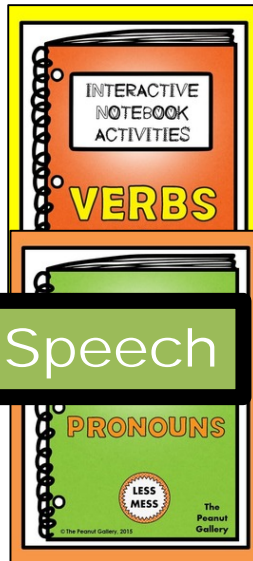
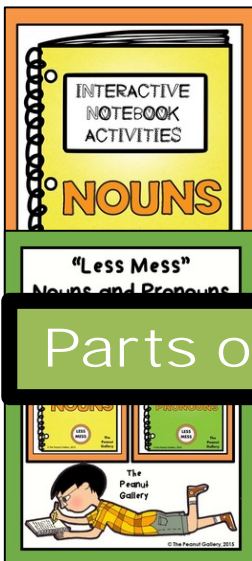
Landmarks

Check out my "Less Mess" line of interactive notebook activities! [CLICK HERE.](#)

Social Studies

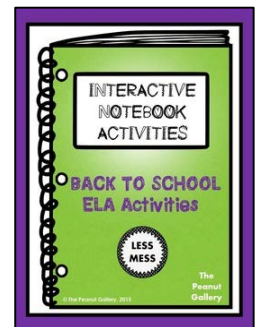



Reading/ ELA



Parts of Speech

Back to School



Special thanks to all of the wonderful artists for their amazing clip art, borders, backgrounds, and fonts:

[Aim Less Daze](#)

[Ashley Hughes](#)

[Graphics from the Pond](#)

[ReviDevi](#)

[Tales of a Tenacious Teacher](#)

[Teacher's Clipart](#)

[Zip-a-Dee-Doo-Dah Designs](#)



**Thanks for
choosing one of
my products!**

The Peanut Gallery

Visit me on Pinterest!

<http://pinterest.com/peanutgallery19/>

Stop by my blog and say hello!

<http://peanutgallery19.blogspot.com/>



Copyright © 2015 The Peanut Gallery

All rights reserved by author.

Permission to copy for single classroom use only.

Electronic distribution limited to single classroom use only.

Not for public display.